

GONORRHEA IN KITSAP COUNTY

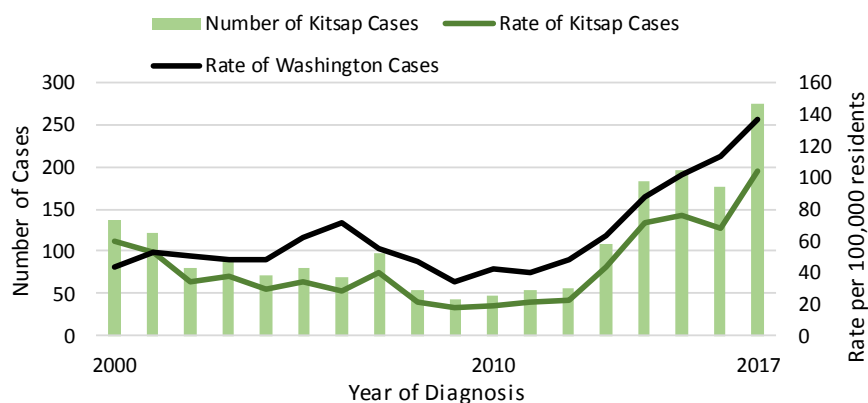
In Washington State, sexually transmitted infections (STIs) are the most commonly reported communicable diseases, comprising about 73% of all notifiable diseases and conditions reported to the Washington State Department of Health in 2016.¹ Infection with the bacterium *Neisseria gonorrhoeae* is the second most commonly reported STI in Kitsap County, Washington, and the U.S. Although some people with gonorrhea have no symptoms, untreated gonorrhea can have serious complications and increase the likelihood of a person contracting HIV and other STIs.

REPORTED CASES OF GONORRHEA, KITSAP COUNTY, 2000 TO 2017*²

In 2017, there were 276 new cases* of gonorrhea reported for Kitsap residents. Kitsap's 2017 rate of 104 cases per 100,000 residents is statistically significantly lower than Washington's rate. After decreasing for many years in the early 2000s, Kitsap's rate has been increasing statistically significantly since 2010, at about 27% annually.

*Cases are not unduplicated numbers of individuals affected, but rather unduplicated numbers of infections.

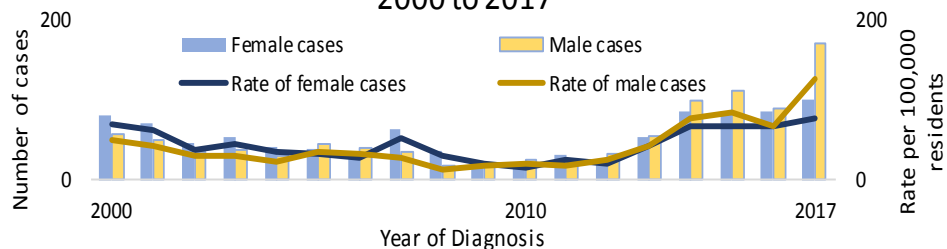
Gonorrhea Cases and Rates, Kitsap County and Washington, 2000 to 2017



GONORRHEA BY GENDER, KITSAP COUNTY, 2000 TO 2017²

In 2017, 63% of reported cases of gonorrhea were in men. Since 2000, the number of cases in women had increased 26%, while the number of cases in men increased 195%.

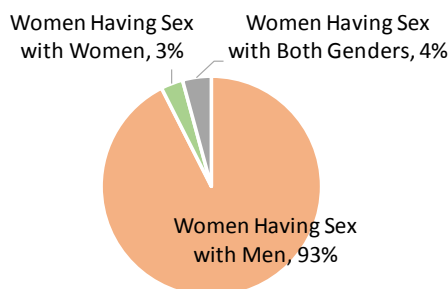
Gonorrhea Cases and Rates by Gender, Kitsap County, 2000 to 2017



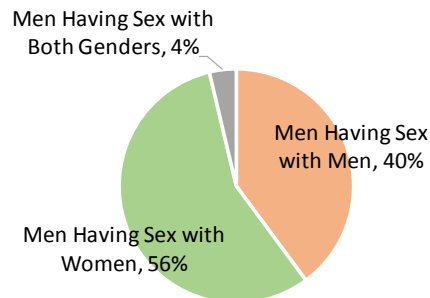
GONORRHEA BY GENDER OF PARTNER, KITSAP COUNTY, 2010-17²

Most women diagnosed with gonorrhea in 2017 reported having sex with the opposite gender (93%), but only about half of men did (56%). An additional 44% of male gonorrhea cases were men who have sex with men or both genders. Only 7% of female gonorrhea cases were women who have sex with women or both genders.

Gonorrhea Cases Among Women, Kitsap County, 2010-17



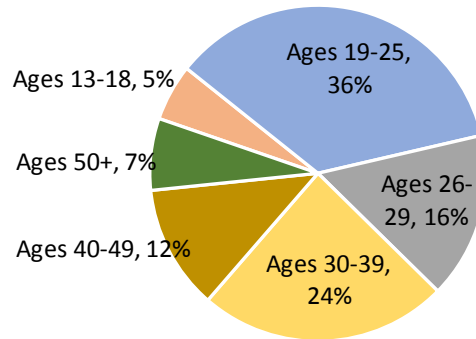
Gonorrhea Cases Among Men, Kitsap County, 2010-17



GONORRHEA BY AGE GROUP, KITSAP COUNTY, 2017²

Most gonorrhea cases were reported in people ages 19 to 25 in 2017. From 2000 to 2017, there were increases in gonorrhea infections in all age groups, but the greatest percent increase has been in ages 30-39.

Gonorrhea Cases by Age Group, Kitsap County, 2017



GONORRHEA BY REGION, KITSAP COUNTY, 2016-17²

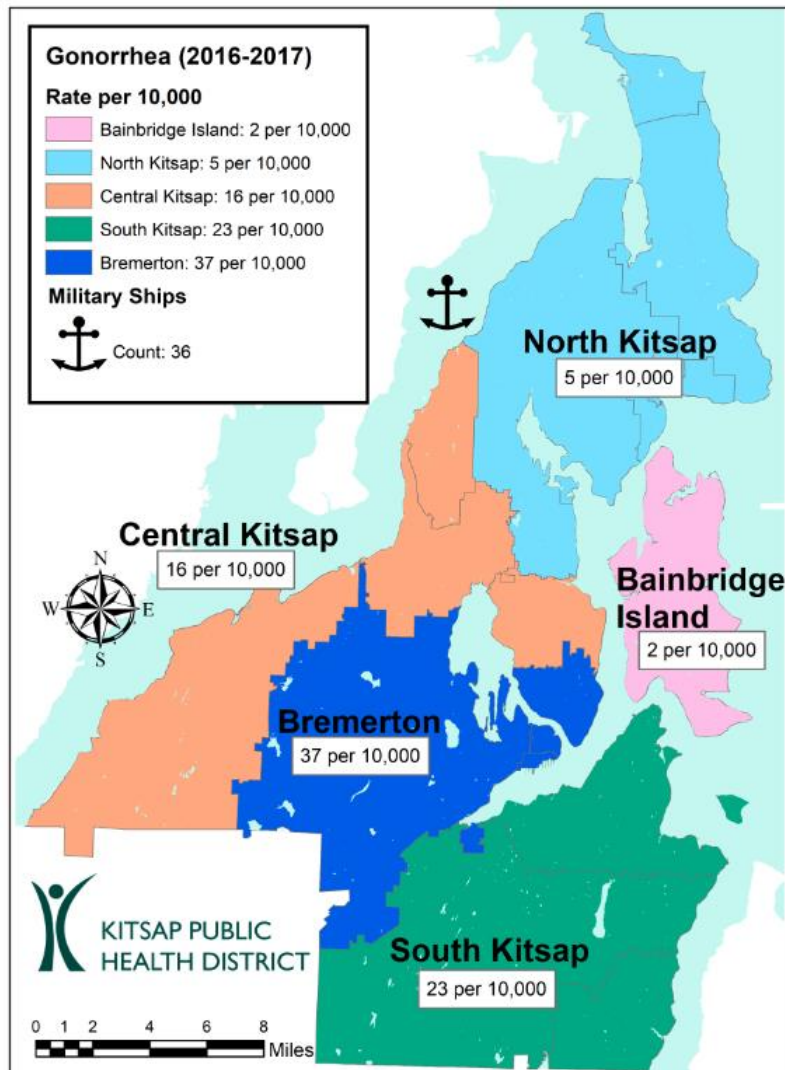
From 2016 to 2017, the highest rate and concentration of cases was in the Bremerton region, followed by the South Kitsap and Central Kitsap regions. Thirty-six cases (8%) reported a military ship as their address.

Number of Cases, 2016-17

Total – 452
 Bremerton – 176
 South Kitsap – 110
 Central Kitsap – 75
 Military ships – 36
 North Kitsap – 22
 Bainbridge Island – 10

Approximately 5% of gonorrhea cases did not report a Kitsap County zip code for their place of residence or only supplied a P.O. Box rather than a physical address, and are, therefore, not represented on the map.

Gonorrhea Cases by Region, Kitsap County, 2016-2017



13 of 452 (2.9%) total cases excluded because address information was missing
 7 of 452 (1.5%) total cases excluded because address information was a P.O. Box
 3 of 452 (0.7%) total cases excluded because address information was outside Kitsap
 36 of 452 (8.0%) total cases had a military ship listed as the address

Data Sources: (1) Washington State Department of Health, Disease Control and Health Statistics, Office of Infectious Disease Assessment Unit, STI Fast Facts: Washington State 2016.; (2) Washington State Department of Health, Public Health Issue Management System (PHIMS) (online query system).