



Kitsap Community Health Priorities

Priority 1: Adverse Childhood Experiences (ACEs)

Prevent ACEs and reduce the negative impact of ACEs

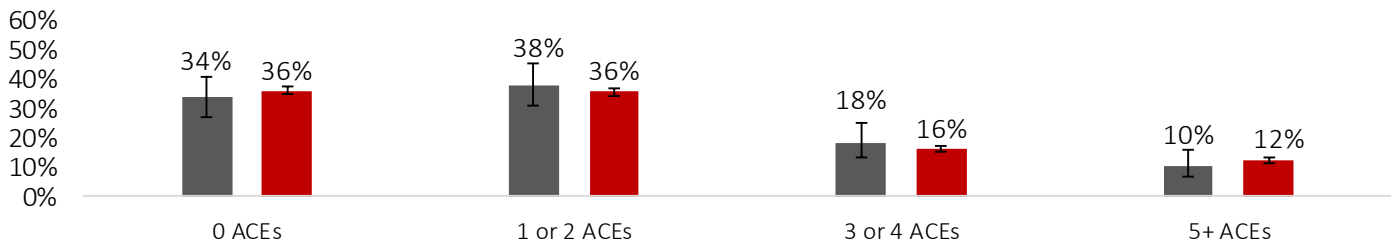
ACEs Characteristics & Impact

ACEs are categorized by experiences of abuse, neglect, or family/household dysfunction during the first 18 years of life.¹ More ACEs increases the risk for poor mental health (e.g. depression, suicide attempts, etc.), poor health behaviors (e.g. smoking, multiple sex partners, etc.), and poor health outcomes (e.g. liver disease, ischemic heart disease, etc.).²

Reported Adolescent ACEs: Kitsap Compared to WA³

8th, 10th, and 12th Grade Self-Reported Data combined (2016)

■ Kitsap ■ WA



* Statistically significantly higher

Kitsap County ACEs & Adolescents³

10th Grade Self-Reported Data (2016)

Ever intentionally physically hurt by an adult

In the past 12 months physically hurt by someone they were dating

Put down or insulted by an adult or parent in the household

Ever forced to engage in kissing, sexual touch, or intercourse

About 1 in 5 youths

About 1 in 8 youths

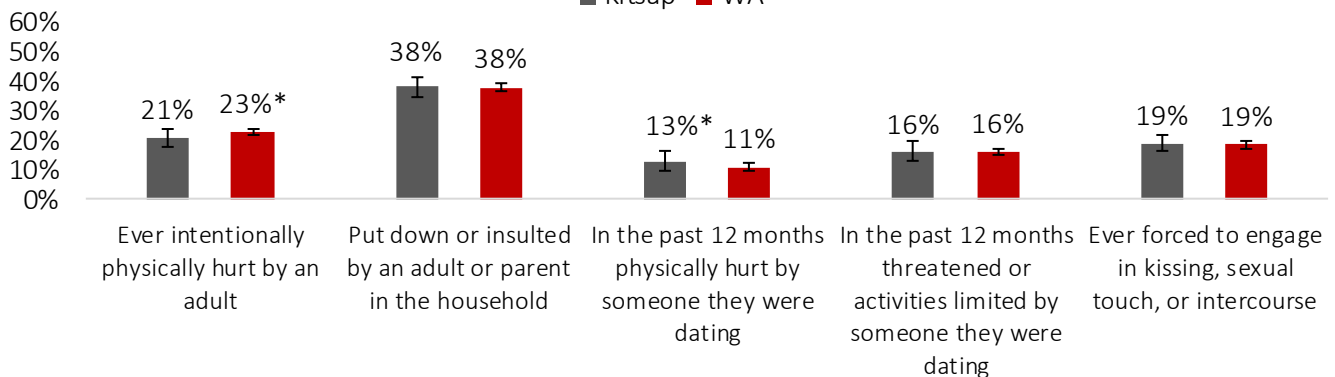
About 3 in 8 youths

Almost 1 in 5 youths

Reported Adolescent ACEs by Type: Kitsap Compared to WA³

10th Grade Self-Reported Data (2016)

■ Kitsap ■ WA

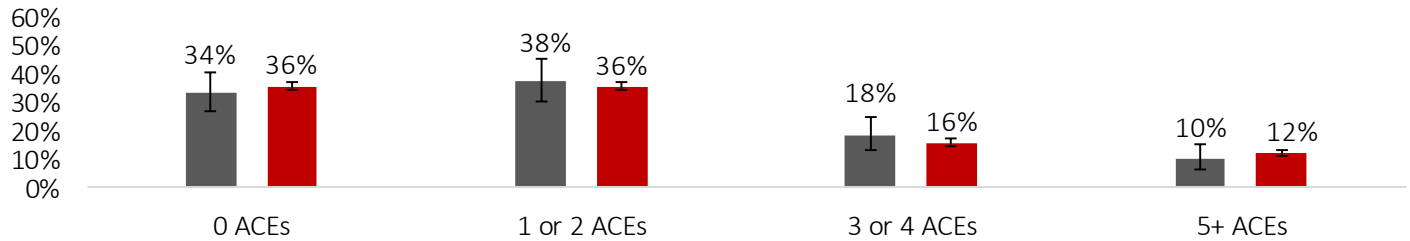


* Statistically significantly higher

Reported Adult ACEs: Kitsap Compared to WA⁴

Adult Self-Reported Data (2011)

■ Kitsap ■ WA



Kitsap County ACEs & Adults⁴

Adult Self-Reported Data (2011)

Lived with a problem drinker or alcoholic

About 3 in 10 adults

Lived with parents who abused each other

About 2 in 13 adults

Was touched or forced to touch someone sexually

About 2 in 13 adults

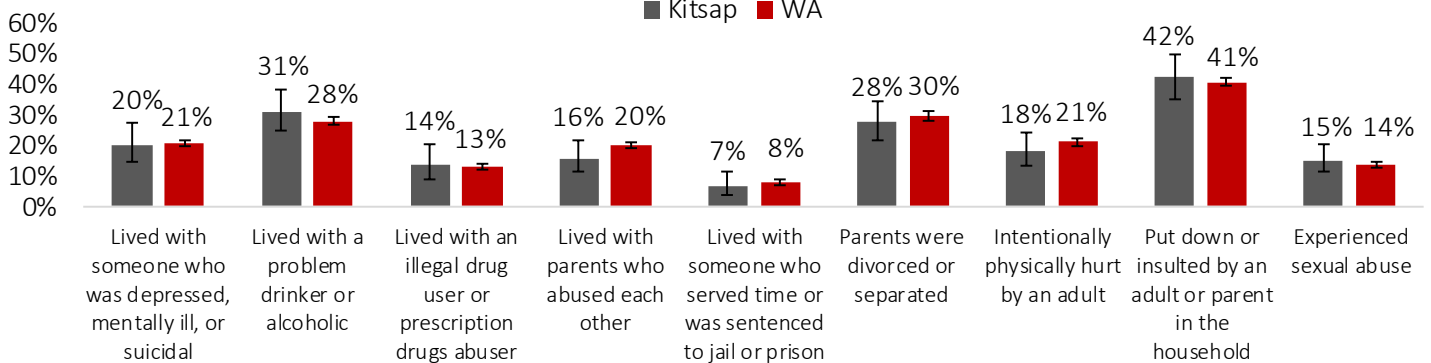
Parents were divorced or separated

About 3 in 11 adults

Reported Adult ACEs by Type: Kitsap Compared to WA⁴

Adult Self-Reported Data (2011)

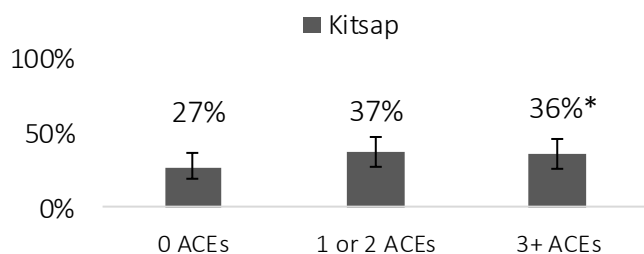
■ Kitsap ■ WA



Kitsap Adult Report of ACEs & Associations⁴

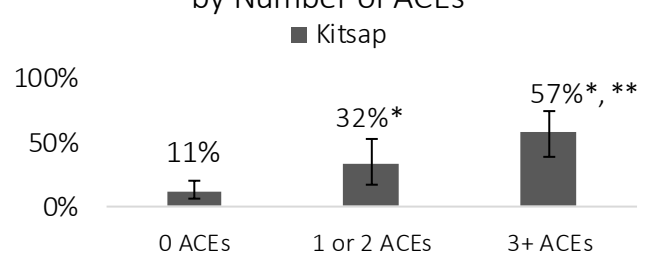
Adult Self-Reported Data (2011)

Adults Who Smoked 100 Cigarettes in Their Lifetime by Number of ACEs



* Statistically significantly higher than 0 ACEs

Adults Who Had 5+ Mentally Unhealthy Days in the Past 30 Days by Number of ACEs



* Statistically significantly higher than 0 ACEs

** Statistically significantly higher than 1 or 2 ACEs

Sources

1.) Centers for Disease Control and Prevention (2016). Adverse Childhood Experiences. 2.) Center for Disease Control and Prevention (2016). About the CDC-Kaiser ACE Study. 3.) Healthy Youth Survey (2016). 4.) Behavioral Risk Factor Surveillance System (2011).