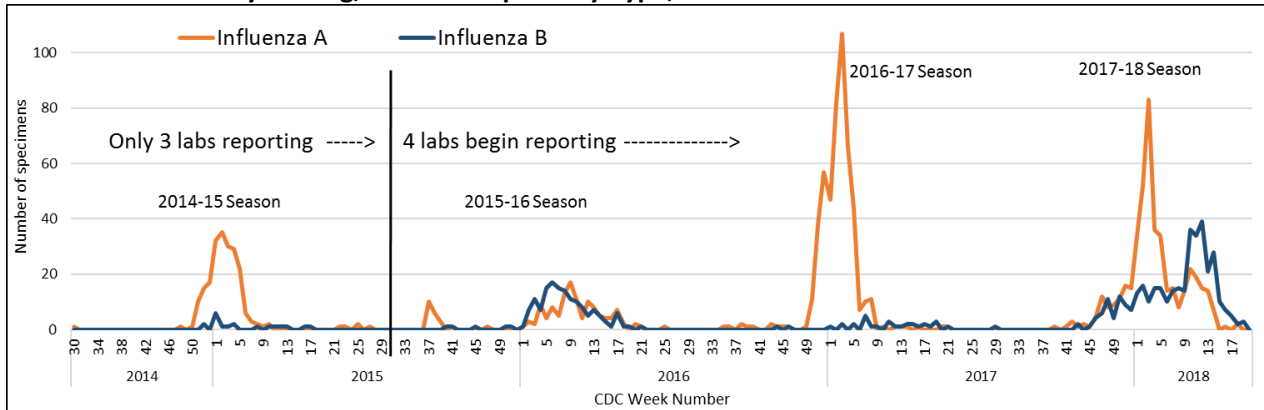


# Kitsap Respiratory Illness Report

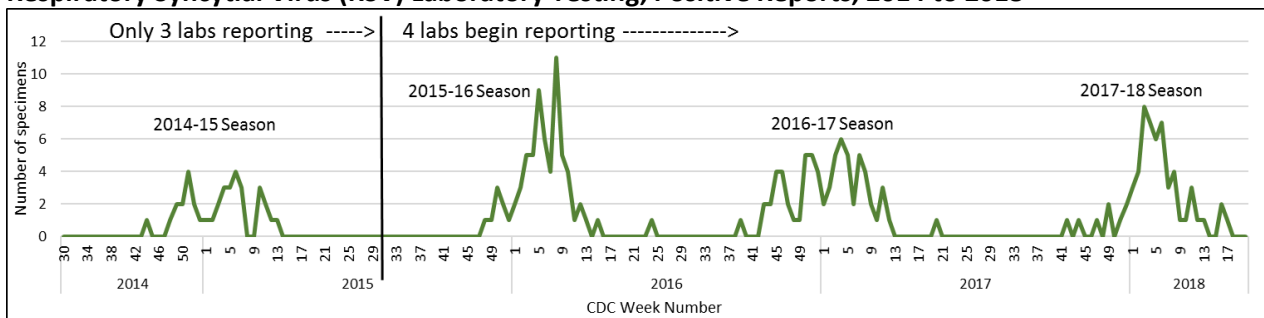
## Annual Report through Week 20 (May 20), 2018

The annual report shows the trend over the past four seasons for influenza A and B, respiratory syncytial virus (RSV) and influenza-like illness (ILI). Due to the seasonal nature of influenza viruses, it is normal to see peaks each season. For reporting purposes, each season is CDC weeks 30-29.

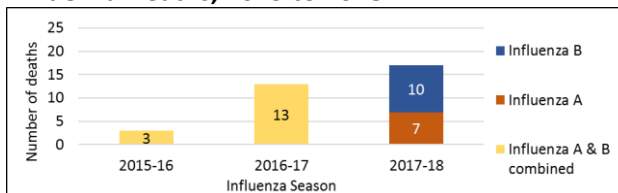
### Influenza Laboratory Testing, Positive Reports by Type, 2014 to 2018



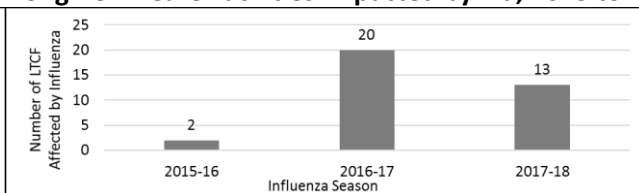
### Respiratory Syncytial Virus (RSV) Laboratory Testing, Positive Reports, 2014 to 2018



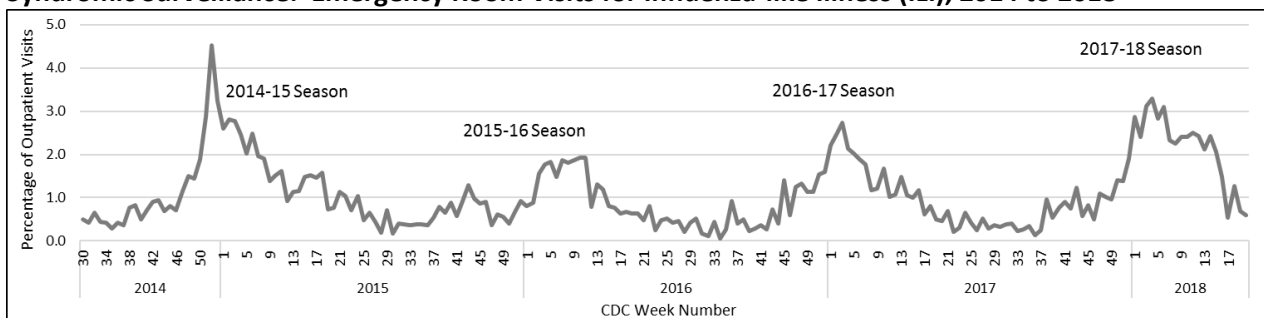
### Influenza Deaths, 2015 to 2018



### Long-Term Care Facilities Impacted by Flu, 2015 to 2018



### Syndromic Surveillance: Emergency Room Visits for Influenza-like Illness (ILI), 2014 to 2018<sup>^</sup>



<sup>^</sup>ILI = chief complaints that include: influenza OR [fever and (cough or sore throat)].

NOTE: All data are preliminary and subject to change if more data become available.

- More information: For questions or comments, please contact [respiratory@kitsappublichealth.org](mailto:respiratory@kitsappublichealth.org)
- WA State Weekly Influenza Report: [www.doh.wa.gov/portals/1/documents/5100/420-100-fluupdate.pdf](http://www.doh.wa.gov/portals/1/documents/5100/420-100-fluupdate.pdf)
- CDC Weekly Influenza Surveillance Report: [www.cdc.gov/flu/weekly/](http://www.cdc.gov/flu/weekly/)
- University of Washington Viral Respiratory Data: <http://depts.washington.edu/rspvirus/respiratory.htm>



For reports during flu season, please subscribe at: [www.kitsappublichealth.org/subscribe](http://www.kitsappublichealth.org/subscribe), or scan the QR code above.

For more information, call 360-728-2235 or email [respiratory@kitsappublichealth.org](mailto:respiratory@kitsappublichealth.org).

June 15, 2018