


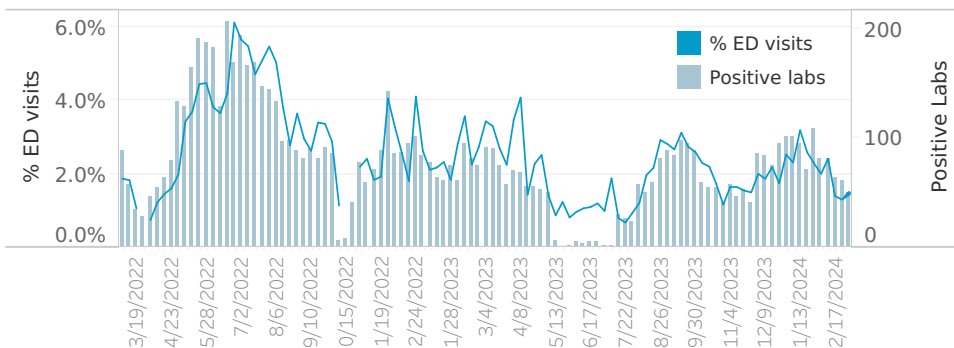
WEEKLY RESPIRATORY SURVEILLANCE REPORT



2024, Week 9 | Week ending 3/2/2024

1 | COVID-19

Data are shown for past 24 months.



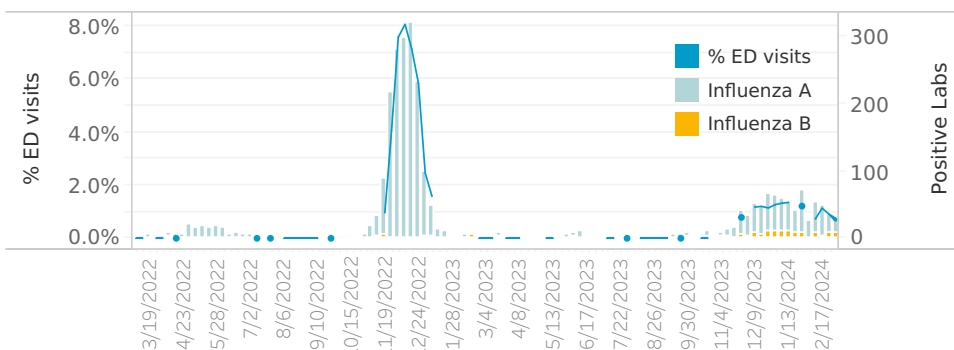
Labs 49 of 557 (8.8%) specimens positive in past reporting week

ED Visits 21 of 1419 (1.5%) visits attributable to COVID-19 in past reporting week

Outbreaks 4 COVID-19 outbreaks reported in LTCFs in past 28 days

2 | INFLUENZA

Data are shown for past 24 months.



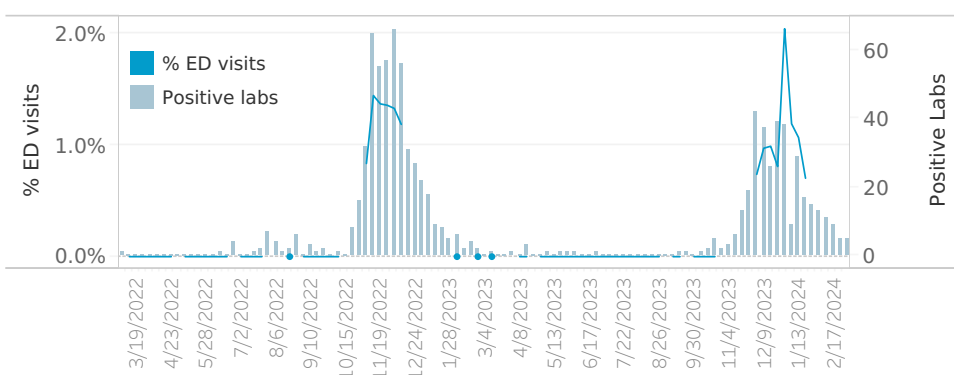
Labs 29 of 426 (6.8%) specimens positive (21 Flu A, 8 Flu B) in past reporting week

ED Visits 10 of 1419 (0.7%) visits attributable to Influenza in past reporting week

Outbreaks 0 Influenza outbreaks reported in LTCFs in past 28 days

3 | RESPIRATORY SYNCYTIAL VIRUS (RSV)

Data are shown for past 24 months.



Labs 5 of 242 (2.1%) specimens positive in past reporting week

ED Visits <10 of 1419 (<0.7%) visits attributable to RSV in past reporting week

NOTE: All data are preliminary and subject to change as more data become available.

§ In accordance with CDC reporting conventions, flu seasons are shown as weeks 40-39. Weeks where the number of COVID-/Influenza-/RSV-attributed ED visits is between 1 and 9 are suppressed and appear as missing data.

More information: For questions or comments please contact respiratory@kitsappublichealth.org

• WA State Weekly Respiratory Surveillance Report: <https://doh.wa.gov/data-and-statistical-reports/diseases-and-chronic-conditions/communicable-disease-surveillance-data/respiratory-illness-data-dashboard>

• CDC Weekly Influenza Surveillance Report: <https://www.cdc.gov/flu/weekly/>

• University of Washington Viral Respiratory Data: <http://depts.washington.edu/uwviro/respiratory-viral-epidemiology-data/>