

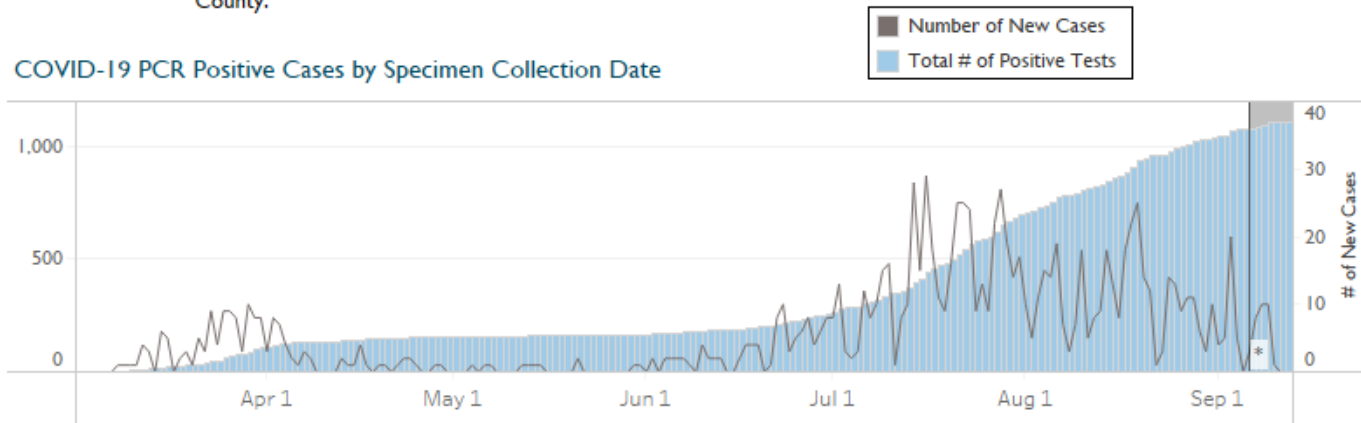


# Kitsap COVID-19 Weekly Surveillance Report

COVID-19 is an illness caused by a new strain of coronavirus. There were 32 positive COVID-19 tests reported between 9/6/2020 and 9/12/2020, with the total number of Kitsap resident cases at 1,074. Between 8/30/2020 and 9/5/2020, there were 64 healthcare visits for coronavirus-like illness (CLI). As of September 14, there have been 12 coronavirus-related deaths reported in Kitsap County.

**Updated:**  
September 14, 2020

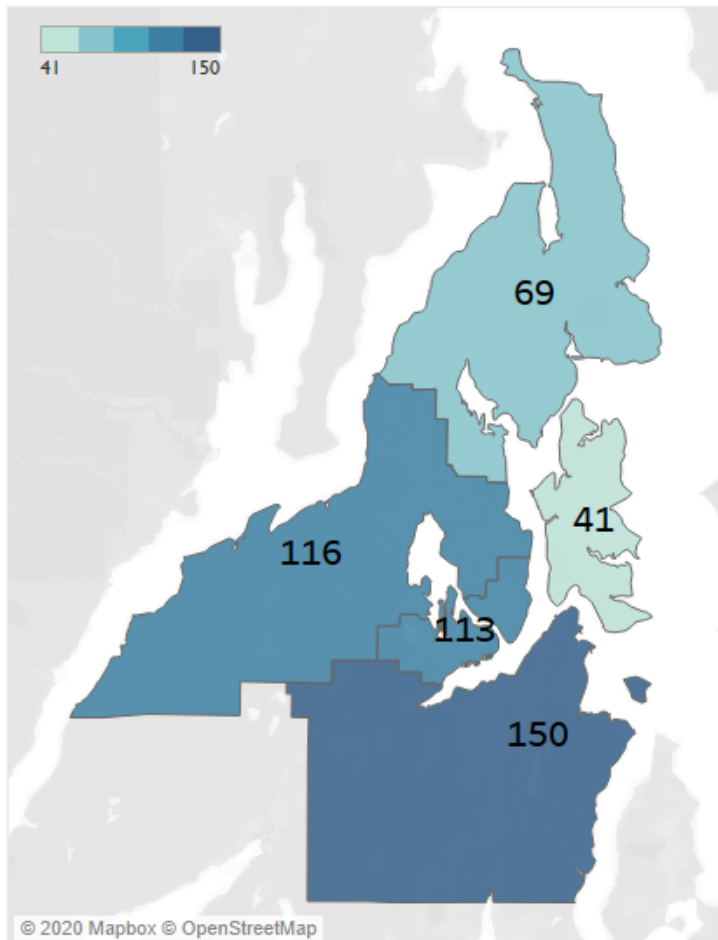
COVID-19 PCR Positive Cases by Specimen Collection Date



COVID-19 PCR Positive Tests Reported by Region

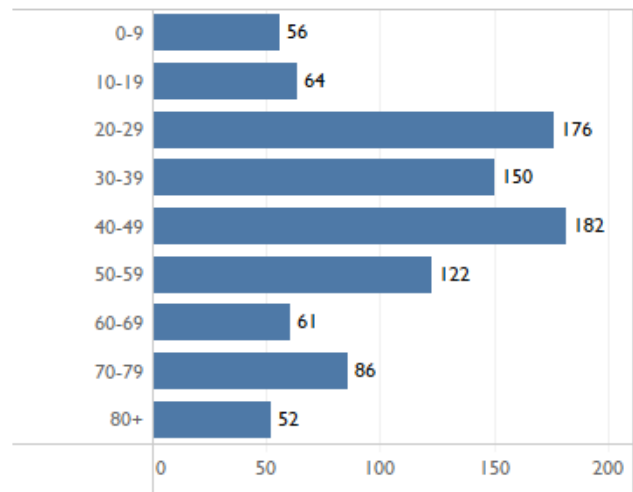
	Kitsap (all regions)	Bainbridge Island	Bremerton	Central Kitsap	North Kitsap	South Kitsap
Total # of Positive Tests	1,074	34	335	269	173	263

Rate of COVID-19 PCR Positive Cases per 100,000 Residents 8/9/2020 - 9/5/2020



Total Negative Tests	33,248
Average Percent Positive in Past 7 Days	3.0%
Average Tests per Day in Past 7 Days	181

Rate of COVID-19 PCR Positive Cases by Age Group per 100,000 Residents: 8/9/2020 - 9/5/2020



All data are preliminary and subject to change as more data become available. Test results may be delayed by several days, and negative test results may be delayed longer than positive test results.  
Data Source: Washington Department of Health; Washington Disease Reporting System (WDRS), web accessed 9/14/2020  
\*Grey area in COVID-19 PCR Positive graph indicates incomplete data.

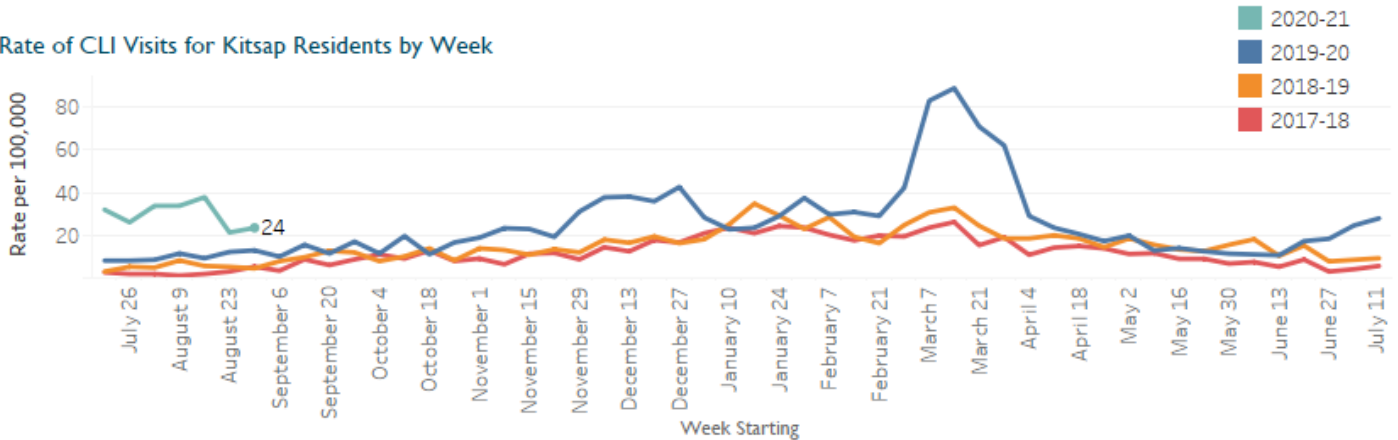


# Kitsap Coronavirus-Like Illness (CLI) Weekly Surveillance Report

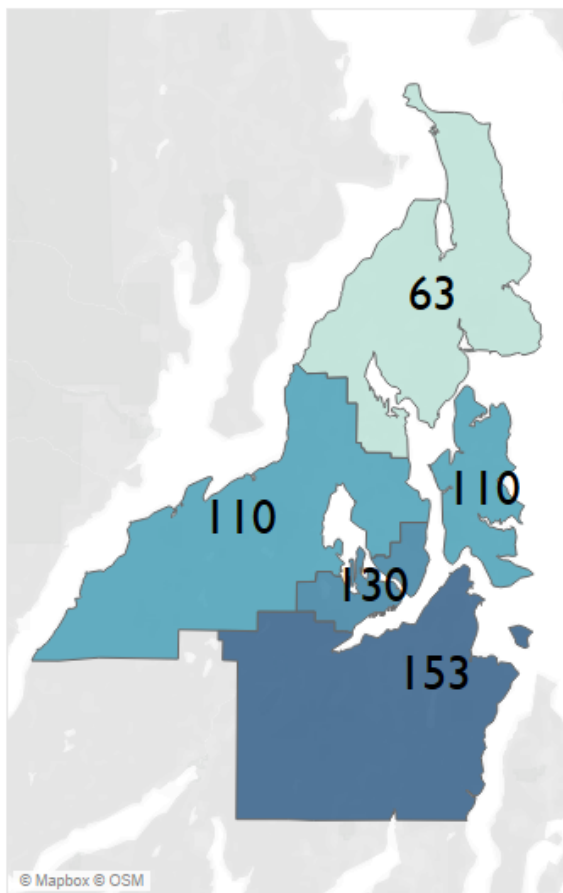
CLI visits are primary, urgent and emergency care visits for fever AND cough or difficulty breathing or shortness of breath, excluding cases diagnosed with influenza, and may not have been a lab-confirmed COVID-19 diagnosis. CLI visits could include visits for other similar respiratory illnesses.

**Updated:**  
September 14, 2020

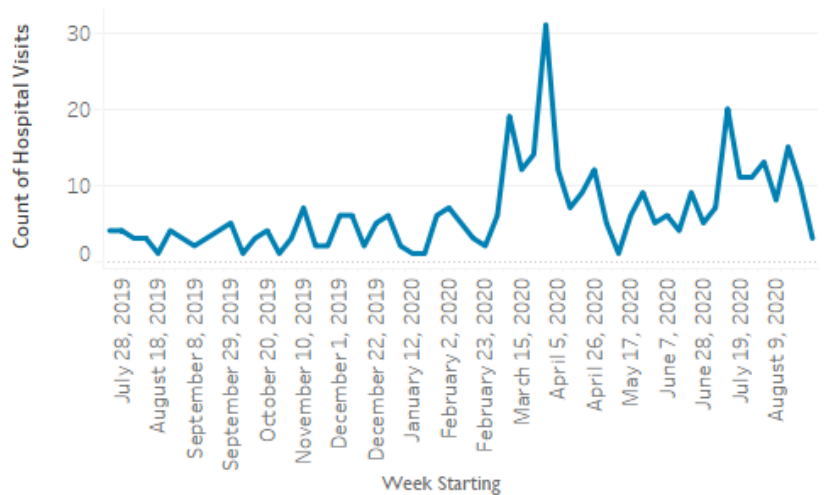
Rate of CLI Visits for Kitsap Residents by Week



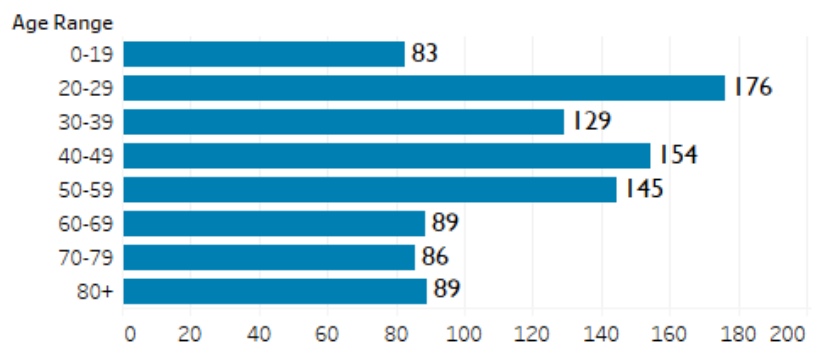
Rate of CLI visits per 100,000 Kitsap Residents by Region of Residence: 8/9/2020 to 9/5/2020



Inpatient Hospital Visits for CLI for Kitsap Residents by Week: 2019-2020



Rate of CLI visits by Age Group per 100,000 Residents: 8/9/2020 to 9/5/2020



Note: ESSENCE data reflects number of visits. This report may not include hospitalizations of military members.

All data are preliminary and subject to change as more data become available.

Data Source: National Syndromic Surveillance Program, Electronic Surveillance System for the Early Notification of Community-based Epidemics (ESSENCE), Version 1.22, accessed 9/14/2020

For questions or comments about this report, please contact: [epi@kitsappublichealth.org](mailto:epi@kitsappublichealth.org)

- Kitsap Public Health District: <https://kitsappublichealth.org/CommunityHealth/CoronaVirus.php>
- WA State COVID-19 Website: <https://coronavirus.wa.gov/>
- Washington Department of Health COVID-19 Website: <https://www.doh.wa.gov/Emergencies/Coronavirus>
- CDC Covid-19 Website: <https://www.cdc.gov/coronavirus/2019-ncov/index.html>
- World Health Organization Covid-19 Website: <https://www.who.int/emergencies/diseases/novel-coronavirus-2019>