

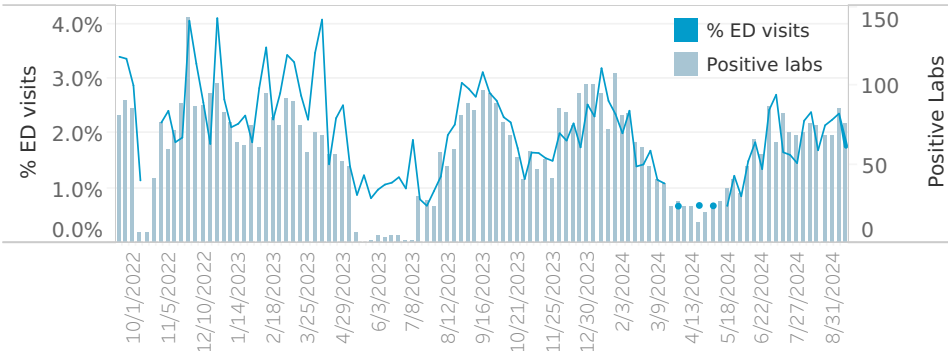
# WEEKLY RESPIRATORY SURVEILLANCE REPORT

2024, Week 37 | Week ending 9/14/2024

The respiratory surveillance report is published every four weeks during low transmission periods. We will resume monthly reporting on **10/03/2024**.

## 1 | COVID-19

Data are shown for past 24 months.



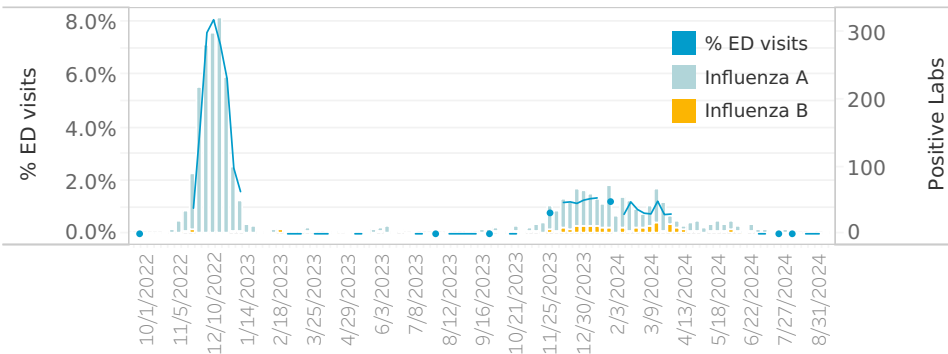
Labs 76 of 481 (15.8%) specimens positive in past reporting week

ED Visits 26 of 1471 (1.8%) visits attributable to COVID-19 in past reporting week

Outbreaks 4 COVID-19 outbreaks reported in LTCFs in past 28 days

## 2 | INFLUENZA

Data are shown for past 24 months.



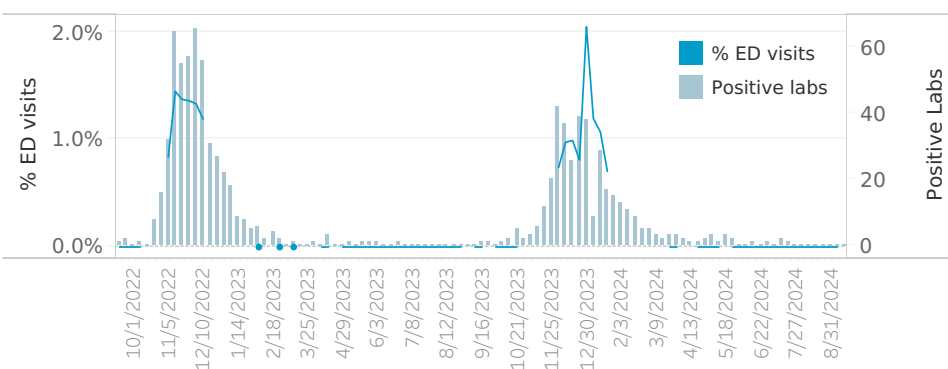
Labs 4 of 145 (2.8%) specimens positive (3 Flu A, 1 Flu B) in past reporting week

ED Visits <10 of 1471 (<0.7%) visits attributable to Influenza in past reporting week

Outbreaks 0 Influenza outbreaks reported in LTCFs in past 28 days

## 3 | RESPIRATORY SYNCYTIAL VIRUS (RSV)

Data are shown for past 24 months.



Labs 0 of 34 (0.0%) specimens positive in past reporting week

ED Visits <10 of 1471 (<0.7%) visits attributable to RSV in past reporting week

*NOTE: All data are preliminary and subject to change as more data become available.*

§ In accordance with CDC reporting conventions, flu seasons are shown as weeks 40-39. Weeks where the number of COVID-/Influenza-/RSV-attributed ED visits is between 1 and 9 are suppressed and appear as missing data.

**More information:** For questions or comments please contact [respiratory@kitsappublichealth.org](mailto:respiratory@kitsappublichealth.org)

• WA State Weekly Respiratory Surveillance Report: <https://doh.wa.gov/data-and-statistical-reports/diseases-and-chronic-conditions/communicable-disease-surveillance-data/respiratory-illness-data-dashboard>

• CDC Weekly Influenza Surveillance Report: <https://www.cdc.gov/fluview/>

• University of Washington Viral Respiratory Data: [https://depts.washington.edu/labmed/pnw\\_respiratory\\_dashboard/](https://depts.washington.edu/labmed/pnw_respiratory_dashboard/)